



## Improved elements of the eclipsing binary NSV 25369 Cyg

Moschner, Wolfgang  
Lennestadt, Germany  
email: [wolfgang.moschner@t-online.de](mailto:wolfgang.moschner@t-online.de)

Frank, Peter  
Velden, Germany  
email: [frank.velden@t-online.de](mailto:frank.velden@t-online.de)

Bernhard, Klaus  
Linz, Austria  
email: [Klaus1967Bernhard@gmx.at](mailto:Klaus1967Bernhard@gmx.at)

Bundesdeutsche Arbeitsgemeinschaft für Veränderliche Sterne e.V.

February 2021

**Abstract:** NSV 25396 is mentioned for the first time in the NSV Catalog [1] without a reference to type and period. The amplitude is given there as 0.9 mag (14.2-15.1 mag). The object is listed in the ASAS-SN (Type RRab) and Atlas (Type EA) variable catalogs, but with a period that does not exactly match our observations. The authors present a phased light curve, a list of primary and secondary minima, O-C diagrams and an improved period solution of the star.

### Introduction

The type and period of NSV 25369 were first published by ASAS-SN and ATLAS. Different types are mentioned. The authors take this as an opportunity to examine the variable more closely. The variable is listed in the ATLAS [2] and ASAS-SN-Variable Star Database [3].

During these studies, we furthermore discovered several period solutions for this star in an extensive datasheet prepared by the ATLAS project [2]. Only one of these periods (ATLAS) is similar to ours. We have at our disposal 25 time series with approx. 4400 images that were taken between 2010 and 2020. The observation time per night was between 2 and 7 hours.

Since the minima derived from our data cannot be represented by the ASAS-SN and ATLAS periods, we have used our data to present an improved period solution.

### Periods known so far:

Simbad	no information
ASAS-SN	0.5168292 d (Type = RRab)
ATLAS	1.033655 d
VSX [4]	no information
ZTF [5]	no information

## Observations

400mm ASA Astrograph f/3.7  
f = 1471 mm  
FLI Proline 16803 CCD-Camera  
V-filter, t = 120 sec.  
Wolfgang Moschner, Astrocamp/Nerpio,  
Spain

102mm f/5.0 TeleVue Refractor  
f = 509 mm  
SIGMA 1603 CCD-Camera, Kodak  
KAF1603ME, IR & UV cut-off filter  
t = 90 sec.  
Peter Frank, Velden, Germany

## Data analysis

Muniwin [6] and self-written programs by Franz Agerer and Lienhard Pagel [7] were used for the analysis of the frames, after bias, dark and flatfield correction of the exposures. The weighted average of five comparison stars was used.

## Explanations:

HJD = heliocentric UTC timings (JD) of the observed minima  
mag = (raw instrumental) magnitude

G-band mean magnitude	= 350-1000 nm
Integrated BP mean magnitude	= 330- 680 nm
Integrated RP mean magnitude	= 640-1000 nm

Explanations to the light curve:  
Different colors denote different observing nights.

All coordinates are taken from the Gaia DR2 catalogue [8].

The coordinates (epoch J2000) are computed by Vizier, and are not part of the original data from Gaia (note that the computed coordinates are computed from the positions and the proper motions).

## NSV 25369 Cyg

Cross-ID's  
= **ASASSN-V J205117.17+343105.0**  
= **ATOID J312.8209+34.5177**  
= **Gaia DR2 1869248214815201920**

Right ascension: 20h51m17.0307s at epoch and equinox J2000  
Declination: +34° 31' 04.040" at epoch and equinox J2000  
Barycentric right ascension (ICRS) at Epoch=2015.5: 312.820932455° +/- 0.02 mas  
Barycentric declination (ICRS) at Epoch=2015.5: 34.517748244° +/- 0.02 mas

Gaia DR2 Catalog:  
14.9055 mag G-band mean magnitude  
15.4346 mag Integrated BP mean magnitude  
14.1720 mag Integrated RP mean magnitude  
1.2626 mag BP-RP color



Observer	HJD-Date	Type	Epoch	O-C (d)
	Minimum			
P. Frank	2456654.2492	I	-1672	0.0022
P. Frank	2457287.3468	II	-1059.5	-0.0018
P. Frank	2457307.5052	I	-1040	0.0007
P. Frank	2457658.4252	II	-700.5	0.0015
P. Frank	2457684.2633	II	-675.5	-0.0013
P. Frank	2457733.3615	I	-628	-0.0008
W. Moschner	2457894.6090	I	-472	-0.0004
W. Moschner	2457965.4115	II	-403.5	-0.0018
W. Moschner	2458321.4991	I	-59	-0.0017
W. Moschner	2458382.4867	I	0	0.0015
W. Moschner	2458687.4076	I	295	0.0000
W. Moschner	2458710.6636	II	317.5	-0.0008
W. Moschner	2458761.3127	II	366.5	0.0002
W. Moschner	2459075.5368	II	670.5	-0.0009
W. Moschner	2459120.5031	I	714	0.0023

Table 1: Minima NSV 25369 Cyg, O-C using the ephemeris given by the authors. The O-C of the secondary minima were computed assuming that the true phase is at exactly 0.5.

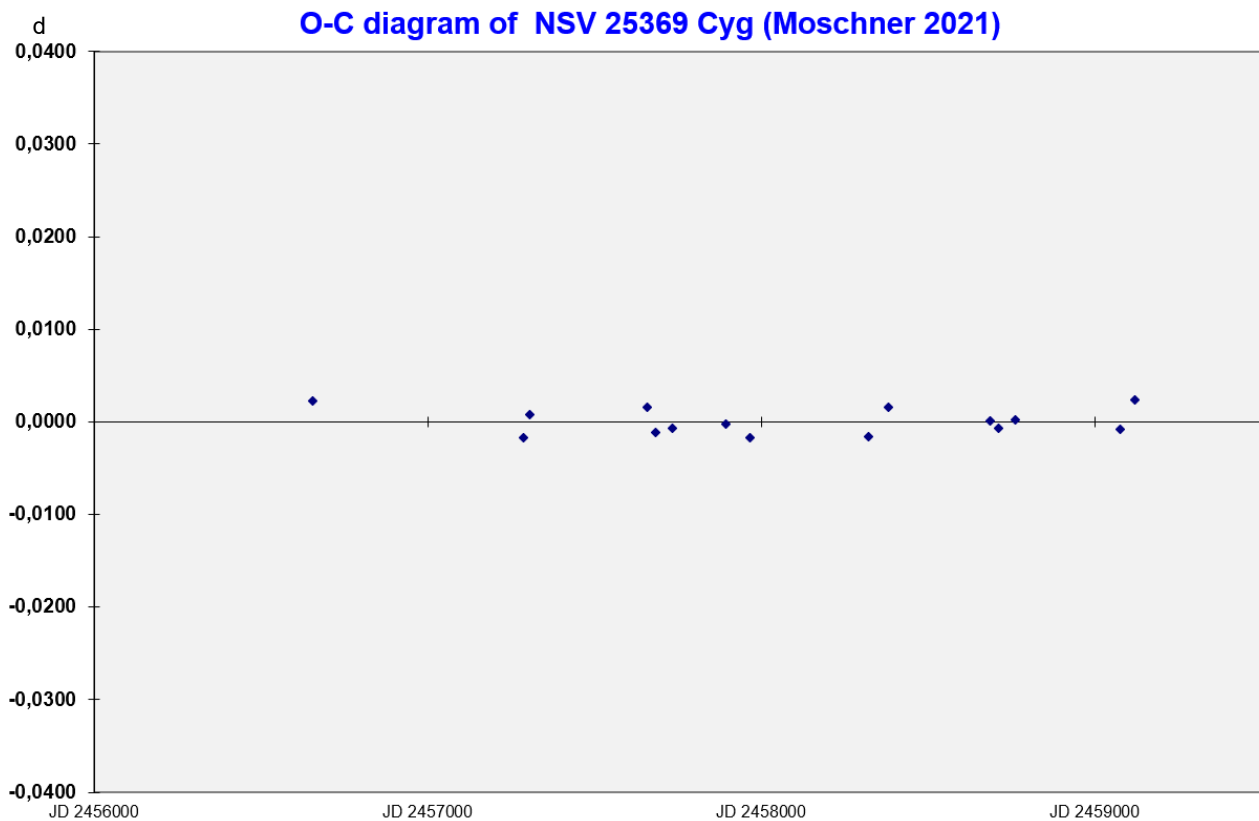


Figure 2: O-C-diagram for NSV 25369 Cyg using the ephemeris given by the authors.

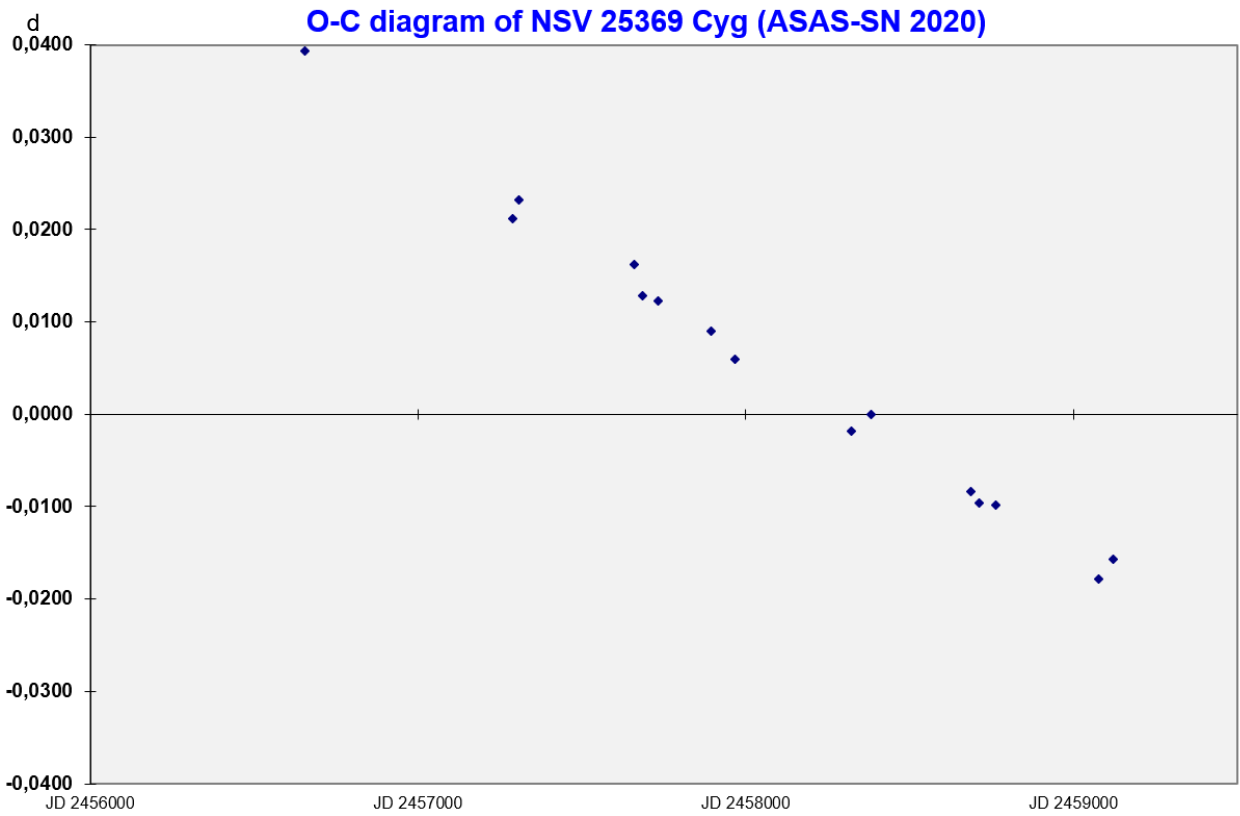


Figure 3: O-C-diagram for NSV 25369 Cyg using the period from ASAS-SN. The period was doubled (1.0336584 d)

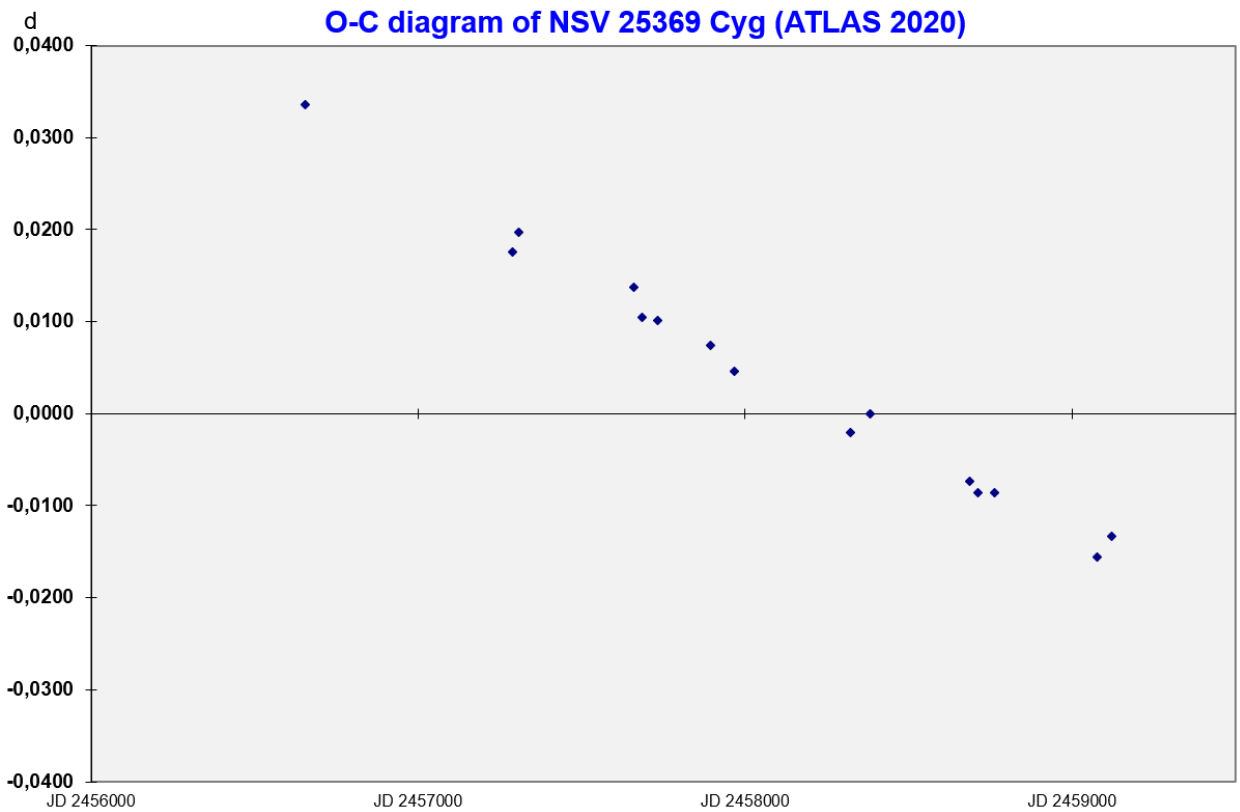


Figure 4: O-C-diagram for NSV 25369 Cyg using the period from ATLAS.

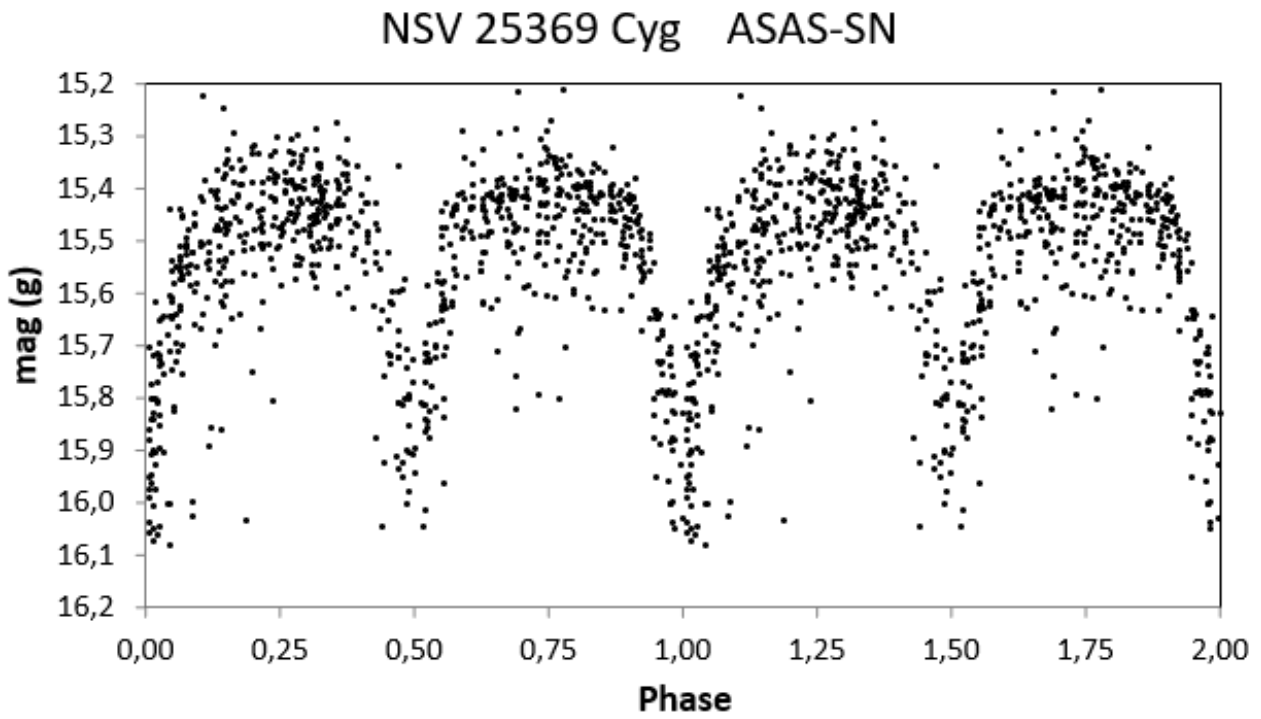


Figure 5: Phased light curve of NSV 25369 Cyg using the new elements and data from ASAS-SN (g-Band).

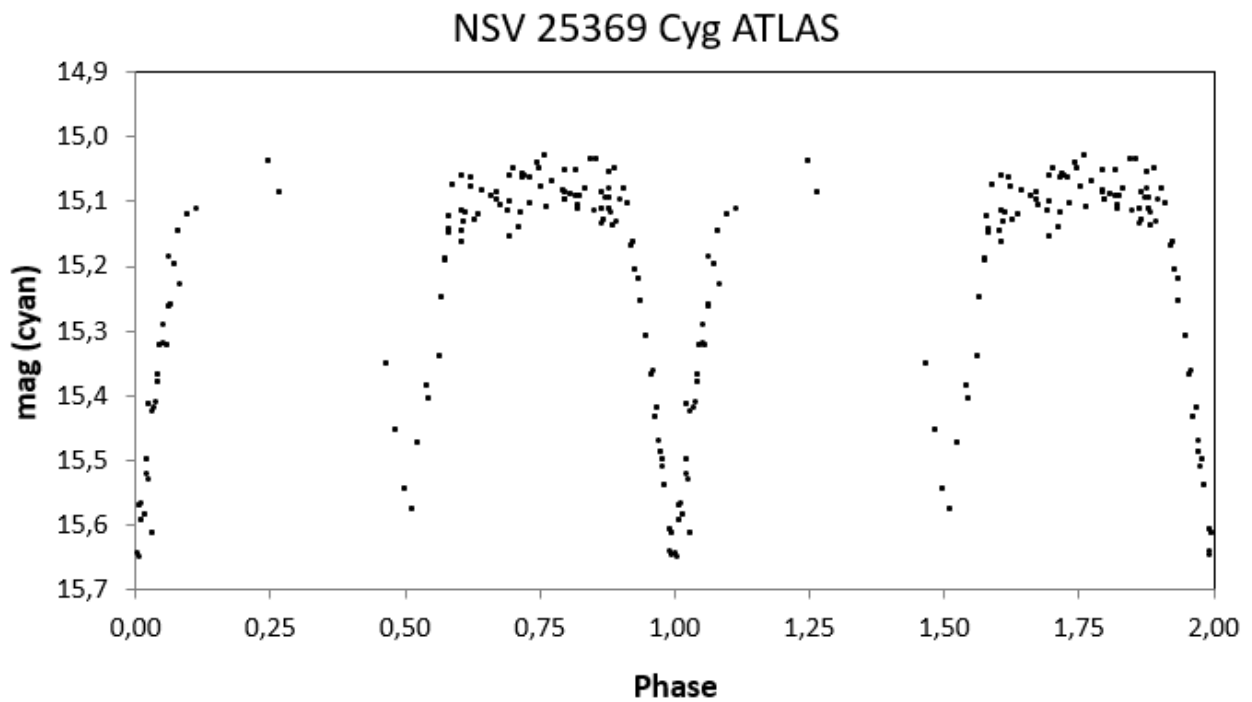


Figure 6: Phased light curve of NSV 25369 Cyg using the new elements and data from ATLAS (Cyan-Filter 420-650 nm).

## Acknowledgements

This research has made use of the SIMBAD database, operated at CDS, Strasbourg, France, the International Variable Star Index (VSX) database, operated at AAVSO, Cambridge, Massachusetts, USA and the ASAS All Star Catalogue operated by the Ohio State University.

The authors thank David Motl [5] for providing his MuniWin photometry program, Franz Agerer (BAV) and Lienhard Pagel (BAV) [6] for providing their personal data analysis program.

## References

- [1] New Catalogue of Suspected Variable Stars Supplement (Kazarovets+ 1998)  
The NSV Supplement Catalog (11206 rows)  
<https://vizier.u-strasbg.fr/viz-bin/VizieR?-source=II/219>
- [2] A first catalog of variable stars measured by ATLAS (Heinze+, 2018)  
<http://vizier.u-strasbg.fr/cgi-bin/VizieR-3?-source=J/AJ/156/241/table4>
- [3] All-Sky Automated Survey for Supernovae ASAS-SN  
<http://www.astronomy.ohio-state.edu/asassn/index.shtml>  
Shappee et al., 2014, ApJ, 788, 48S  
<https://ui.adsabs.harvard.edu/abs/2014ApJ...788...48S>  
Jayasinghe et al., 2019, MNRAS, 485, 961J  
<https://ui.adsabs.harvard.edu/abs/2019MNRAS.485..961J>:
- [4] The International Variable Star Index  
<https://www.aavso.org/vsx/index.php?view=search.top>
- [5] ZTF Zwicky Transient Facility, Systematic Exploration of the Dynamic Sky  
<https://www.ztf.caltech.edu/>
- [6] Motl, David: MuniWin,  
<http://c-munipack.sourceforge.net>
- [7] Pagel, Lienhard: Starcurve,  
<https://www.bav-astro.eu/index.php/weiterbildung/tutorials>
- [8] Gaia DR2 (Gaia Collaboration, 2018)  
European Space Agency.  
<http://vizier.u-strasbg.fr/viz-bin/VizieR?-source=I/345>